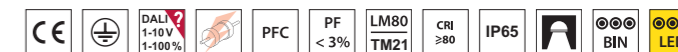



ROMA II IP65 LED




L80 B10 >54 000h • SDCM 3 • LLMF 88% • CRI 83

MOC	ŹRÓDŁO	STRUMIEN OPRAWY	SKUTECZNOŚĆ OPRAWY	[kg]	KOLOR	INFO	KOD	
POWER	LAMP	LUMINAIRE'S LUMINOUS FLUX	LUMINAIRE'S EFFICACY	[kg]	COLOUR	INFO	CODE	
43 W	LED 3000 K	4170 lm	96 lm/W	6,1	□	OPAL 600x600	PX3715001	
43 W	LED 4000 K	4250 lm	98 lm/W	6,1	□	OPAL 600x600	PX3715008	
43 W	LED 3000 K	4010 lm	93 lm/W	8,6	□	OPAL 300x1200	PX3715015	
43 W	LED 4000 K	4090 lm	95 lm/W	8,6	□	OPAL 300x1200	PX3715022	
43 W	LED 3000 K	5190 lm	120 lm/W	6,1	□	MPRM 600x600	PX3715029	
43 W	LED 4000 K	5300 lm	123 lm/W	6,1	□	MPRM 600x600	PX3715036	
43 W	LED 3000 K	4880 lm	113 lm/W	8,6	□	MPRM 300x1200	PX3715043	
43 W	LED 4000 K	4980 lm	115 lm/W	8,6	□	MPRM 300x1200	PX3715050	
43 W	LED 3000 K	5200 lm	120 lm/W	7,9	□	SH MAT 600x600	PX3715057	
43 W	LED 4000 K	5310 lm	123 lm/W	7,9	□	SH MAT 600x600	PX3715064	
43 W	LED 3000 K	4910 lm	114 lm/W	10	□	SH MAT 300x1200	PX3715071	
43 W	LED 4000 K	5010 lm	116 lm/W	10	□	SH MAT 300x1200	PX3715078	
51 W	LED 3000 K	6370 lm	124 lm/W	5,8	□	PAR 600x600	PX3715286	
51 W	LED 4000 K	6500 lm	127 lm/W	5,8	□	PAR 600x600	PX3715294	
ROMA II IP65 LED	100 W	LED 3000 K	9380 lm	93 lm/W	8	□	OPAL 600x600	PX3715024
HIGH POWER	100 W	LED 4000 K	9560 lm	95 lm/W	8	□	OPAL 600x600	PX3715027



ROMA II IP65 LED OPAL



ROMA II IP65 LED PAR



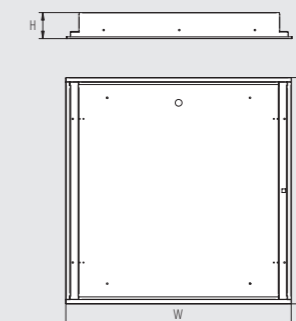
Moduly PAR
PAR modules

ROMA II IP65 LED

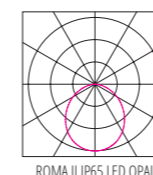
Wykonanie: obudowa z blachy stalowej malowanej elektrostatycznie (w standardzie kolor biały), klosz mikropryzmatyczny (MPRM) z PMMA, klosz OPAL z PMMA, szyba hartowana (SH MAT), raster PAR
Montaż: do sufitów 600x600, do sufitów G/K
Zasilanie: 220 V - 240 V

Materials: powder painted housing made of galvanized steel sheets (standard color: white), microprismatic diffuser (MPRM) made of PMMA, OPAL diffuser made of PMMA, tempered glass (SH MAT), PAR louver
Installation: into modular ceilings 600x600
Power supply: 220 V - 240 V

WYMIARY DIMENSIONS



MOC	INFO	L	W	H
POWER	INFO	[mm]	[mm]	[mm]
43 W	OPAL 600x600	596	596	85
43 W	OPAL 600x600	596	596	85
43 W	OPAL 300x1200	1196	296	85
43 W	OPAL 300x1200	1196	296	85
43 W	MPRM 600x600	596	596	85
43 W	MPRM 600x600	596	596	85
43 W	MPRM 300x1200	1196	296	85
43 W	MPRM 300x1200	1196	296	85
43 W	SH MAT 600x600	596	596	85
43 W	SH MAT 600x600	596	596	85
43 W	SH MAT 300x1200	1196	296	85
43 W	SH MAT 300x1200	1196	296	85
51 W	PAR 600x600	596	596	85
51 W	PAR 600x600	596	596	85
100 W	OPAL 600x600	596	596	85
100 W	OPAL 600x600	596	596	85



ROMA II IP65 LED OPAL